


Function-stops for screw-threads, SVS (DBGM).

FA	Tubes O. D. mm	FA O. D. mm	Length mm	Wall thick. mm	
6	6	10	120	1.5	0.198.006
8	8	12	120	1.5	0.198.008
10	10	14	120	1.5	0.198.010
12	12	16	125	1.5	0.198.012
14	14	20	125	1.5	0.198.014
16	16	22	130	1.8	0.198.016
18	18	24	130	1.8	0.198.018

Screw threads, with cone.

Acc. to DIN 12257, form E, PRECISO.

ST	GL	Length mm	
14/23	14	12	0.550.001
19/26	14	60	0.550.002
24/29	14	65	*0.550.003
29/32	14	70	*0.550.004
14/23	18	60	*0.550.010
19/26	18	60	0.550.011
24/29	18	75	*0.550.012
29/32	18	75	0.550.013
19/26	25	22	*0.550.020
24/29	25	70	*0.550.021
29/32	25	75	0.550.022
24/29	32	80	*0.550.030
29/32	32	85	0.550.031
45/40	25	100	0.550.024
45/40	32	100	0.550.032
24/29	45	85	0.550.039
29/32	45	85	0.550.040
45/40	45	95	0.550.041

* not acc. to DIN. Cap and seal see next two pages

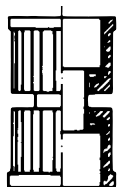

Tubing, threaded at one end, acc. to DIN 12216, with ISO screw-thread.

Screw threads	Tubes O. D. mm	Length mm	Wall thick. mm	
Straight				
GL 14	12	110	1.5	0.182.014
GL 18	16	110	1.8	1.182.018
GL 25	22	110	1.8	0.182.025
GL 32	28	150	1.8	0.182.032
GL 45	40	150	2.3	0.182.045
GL 45	40	300	2.3	0.182.046
GL 45	40	150	3.2	0.182.047
GL 45	40	300	3.2	0.182.048
GL 50	46	130	2.3	*0.182.050
GL 50	46	130	3.2	*0.182.051
GL 60	56	130	2.5	*0.182.060
GL 60	56	130	3.5	*0.182.061
GL 70	65	130	3.2	*0.182.070
GL 80	75	130	3.2	*0.182.080
GL 90	85	130	3.5	*0.182.090
GL 100	95	130	3.5	*0.182.100
Rd 10	8	110	1.5	0.182.210
Rd 14	12	110	1.5	0.182.214
SVL 15	16	110	1.8	0.182.315
SVL 22	22	110	1.8	0.182.322
SVL 30	32	150	2.0	0.182.330
SVL 42	40	150	2.3	0.182.342
With restriction, form W				
GL 14	14	110	1.5	0.183.014
GL 18	18	110	1.8	0.183.018
GL 25	26	110	2.0	0.183.025
GL 32	32	150	2.0	0.183.032
GL 45	46	150	2.3	0.183.045
GL 50	60	130	2.2	*0.183.050
GL 60	75	130	2.2	*0.183.060
GL 80	90	130	3.5	*0.183.080
GL 90	100	130	3.5	*0.183.090

* not acc. to DIN

Screw-thread adapter couplings, for flexible coupling of 2 glass screw-threads with integral silicone-PTFE-liners.

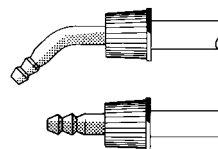
Screw threads	
GL	
14	0.184.014
18	0.184.018
25	0.184.025
32	0.184.032
45	0.184.045



SVS-tubing connections.

Consisting of screw cap, hose connection with silicone seal and threaded tubes.

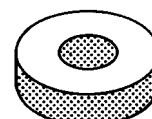
GL	O. D. mm	Hose connection made of	Complete	Hose connection with seal	Seal
Hose connection, bent					
14	8	PP	0.185.001	0.185.004	0.185.009
18	11	PP	0.185.016	0.185.014	0.185.010
Hose connection, straight					
14	8	PP	0.185.002	0.185.005	0.185.009
14	8	PTFE	0.185.003	0.185.006	0.185.009
18	11	PP	0.185.011	0.185.007	0.185.010
18	11	PTFE	0.185.012	0.185.008	0.185.010


Silicone rubber liners, for piercing (Septa).

For GL	O. D. mm	Thickness mm	Silicone	Silicone PTFE-coated
14	12	2.0	0.181.014	0.181.214
18	16	2.0	0.181.018	0.181.218
25	22	2.0	0.181.025	0.181.225
32	29	2.0	0.181.032	0.181.232
45	42	3.0	0.181.045	0.181.245
50	48	3.0	0.181.050	—
60	58	3.0	0.181.060	—
70	68	3.0	0.181.070	—
80	78	3.0	0.181.080	—
90	89	3.0	0.181.090	—
100	98	3.0	0.181.100	—


Gaskets, with vulcanized-on PTFE-liners.

For GL	Seal O. A.- O. I. mm	For tubes O. D. from - to mm	Without PTFE-socket
14	12 x 6	5.5 - 6.5	0.177.006
18	16 x 6	5.5 - 6.5	0.178.006
18	16 x 8	7.5 - 9.0	0.178.008
18	16 x 10	9.0 - 11.0	0.178.010
25	22 x 8	7.5 - 9.0	0.179.008
25	22 x 10	9.0 - 11.0	0.179.010
25	22 x 12	11.0 - 13.0	0.179.012
32	29 x 10	9.0 - 11.0	0.180.010
32	29 x 12	11.0 - 13.0	0.180.012
32	29 x 14	13.0 - 15.0	0.180.014
32	29 x 16	15.0 - 17.0	0.180.016
32	29 x 18	17.0 - 19.0	0.180.018
45	42 x 26	25.0 - 27.0	0.180.026
45	42 x 32	31.0 - 33.0	0.180.032
50	48 x 34	33.0 - 35.0	0.180.034
50	48 x 36	35.0 - 37.0	0.180.036
60	58 x 38	37.0 - 39.0	0.180.038
60	58 x 44	43.0 - 45.0	0.180.044
70	68 x 46	45.0 - 47.0	0.180.046
80	78 x 50	49.0 - 51.0	0.180.050
90	89 x 60	59.0 - 61.0	0.180.060
90	89 x 70	69.0 - 71.0	0.180.070
100	98 x 80	78.0 - 81.0	0.180.080





Screw caps, top with hole, red, made of PBTP. (From GL 50 made of PP, nature).

GL	Bore dia. mm	
14	9.5	0.176.014
18	11.0	0.176.018
25	15.0	0.176.025
32	20.0	0.176.032
45	34.0	0.176.045
50	38.0	0.176.050
60	48.0	0.176.060
70	58.0	0.176.070
80	68.0	0.176.080
90	75.0	0.176.090
100	85.0	0.176.100



BEST BUY



Screw caps, top closed, blue, PP.
 Pouring ring, blue, PP.
 Pouring ring, red, ETFE, resistant up to 200 °C.

GL	
Screw caps, top closed, blue	
25	0.175.125
32	0.175.132
45	0.175.145
Pouring rings, blue, PP	
32	0.175.201
45	0.175.202
Pouring rings, red, ETFE	
32	0.175.301
45	0.175.302



Screw caps, top closed, in colour-code. PP.
 GL 45 autoclaveable (140 °C).
 Pouring rings, in colour-code. PP.

Colour-code	
Screw caps, closed	
red	5.526.088
yellow	5.526.066
green	5.526.077
nature	5.526.099
blue	0.175.145
Pouring rings, PP	
red	5.526.188
yellow	5.526.166
green	5.526.177
nature	5.526.199
blue	0.175.202

Screw caps, top closed, red, up to GL 45 made of PBTP, with PTFE-liners, GL 50 and larger made of PP, nature. (Ideal for spinner flasks „Biogen“, heat resistant up to approx 180 °C).

GL	Cap with seal	Spare seal
14	0.175.014	0.175.111
18	0.175.018	0.175.112
25	0.175.025	0.175.113
32	0.175.032	0.175.114
45	0.175.045	0.175.115
50	0.175.050	0.175.116
60	0.175.060	0.175.117
70	0.175.070	0.175.118
80	0.175.080	0.175.119
90	0.175.090	0.175.120
100	0.175.100	0.175.121

